



DATA SHEET

NUVOLA










PRODUCT TECHNICAL SPECIFICATIONS	02
COVERING	03
STANDARD FEATURES	03
EXTRAS	04
LAYOUT	04

PRODUCT TECHNICAL SPECIFICATIONS

Dimensions [cm]	220 w x 94 d x 71 h
Voltage	230 Vac IP+N+PE
Max consumption [W] [A]	2500 / 10,86
Frequency [Hz]	50/60
Structure	Stainless-steel tank clad in wood and painted iron
Lighting	Perimeter RGB led-light bars inside the tank
Maximum load [Kg]	130
Net weight [Kg]	200
Operating weight [Kg]	600
Weight per square metre [Kg/sqm]	600
Water capacity [lt]	400
Water change	Annual and/or depending on source chemical-physical properties
Heating system	Resistive
Water heating time [h]	2 °C/h
Requirements for installation	Electrical power supply with earthed plug
Packaging dimensions [cm]	238 w x 101 d x 110 h

COVERING

	Rovere Naturale	
	Rovere Wengé	
	Rovere Bianco	
Oak	Bosco Blu	
	Muschio Verde	
	Terra Chiara	
	Rosa Viola	

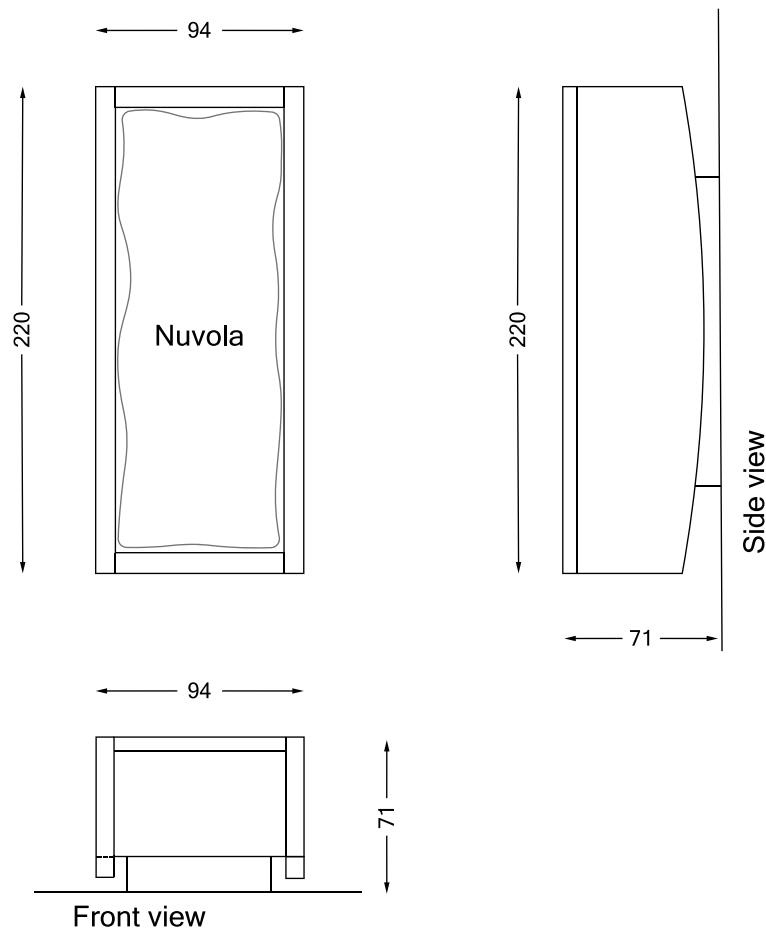
STANDARD FEATURES

Non-wrapping Water Membrane	Waterproof, anti-mould and antibacterial transparent PVC cover – with or without RGB led lights option
Touch-Screen Display	Integrated in the equipment. Non removable. Controls all Nuvola functions.
Time	To set the desired session duration
Start/Stop	The START command electrically regulates the lowering of the rigid platform into the tank and starts the circulation of water into the wrapping membrane flap. The STOP command interrupts the session and regulates the platform into its initial position
TEMPERATURE	Regulation of water temperature
PLATFORM	Hydraulic pistons with calibrated valves to raise and lower the platform

EXTRAS

WRAPPING WATER MEMBRANE	Waterproof, anti-mould and antibacterial transparent PVC cover – with or without RGB led lights option	
RGB LED COLOUR ROTATION	RGB led lights with colour selection and colour rotation	Please note: this option includes the transparent version of the waterproof, anti-mould and antibacterial PVC membrane
LUMBAR MASSAGE*	No. 1 water jet	*Please note: all massages are selectable and can be combined together, to a maximum of three massage pumps
PLANTAR MASSAGE*	No. 1 water jet	
GLUTE MASSAGE*	No. 1 water jet	
COOLING SYSTEM	NECESSARY with three massage pumps	

LAYOUT





The Starpool products listed here are compliant with the required European standards. Starpool reserves the right to change/adjust technical and dimensional information without prior notice. If the purchaser intends to install the Starpool products in countries outside the EU where different standards from the European CE apply, the purchaser is obliged to inform Starpool of the additional requirements.

All technical data reported here are an estimate of the consumption, calculated on the default settings defined by Starpool.